LD4B
Laser Diodes for Business

LD4B-520-FP-55

OVERVIEW

Laser diode coupled to an optical fiber and packaged into a hermetic case.

MAIN FEATURES

- Wavelength: 520 nm
- Cavity type: Fabry-Perot
- Optical power in CW mode in single-mode fiber: 55 mW
- Package types: coaxial, coaxial with bracket, coaxial with board-mount bracket, 14 pins BTF
- Built-in monitor photodiode

ORDERING INFORMATION

LD4B-520-FP-55-X-X-X-X-X-X

Case type

COAX: compact coaxial (low duty cycle pulse mode only)
COAXB: compact coaxial with a bracket
COAXH: compact coaxial with a board-mount bracket
TH: compact coaxial with a bracket compatible to Thorlabs mount
BTF: 14-pins BTF type 1 (Pump) for active thermal stabilization (TEC and thermistor)

Pinout code

3: see more details on page 5

Fiber type

SM03.5: SM, Coherent 460-HP, furcation tubing ⌀0.9 mm
SMP03.5: PM, Coherent PM460-HP, furcation tubing ⌀0.9 mm
FG050LGA: MM, special fiber 50/125
Other type on request

Connector type

FU: FC/UPC (SM03.5, SMP03.5)
FA: FC/APC (SM03.5, SMP03.5)
N: no connector (scissors cut)
Other type: on request

Test measurements

CW: CW mode (electro-optical parameters at T=25+/-5 C and spectrum)

Fiber length

0.5: 500+/-50 mm
1.0: 1000+/-100 mm
Other length on request

Version 2611

LD4B-520-FP-55

ABSOLUTE MAXIMUM RATINGS

Parameter		Value	Unit	Conditions
Laser diode forward current	I_{max}	220	mA	CW, T = 25°C
Laser diode reverse voltage	V_{RL}	2	V	
Photodiode reverse voltage	V_{RP}	30	V	
Operating temperature*	T_{OP}	-10 - +60	°C	Coaxial package
Operating temperature*	T_{OP}	-40 - +40	°C	BTF (Tst = 25°C)
Storage temperature	T_{stg}	-20 - +60	°C	
Soldering temperature	T_{sold}	260	°C	Max. 5 seconds

*Operating temperature is defined by the case temperature. It is recommended to ensure sufficient heat dissipation so that the module's maximum operating temperature is not exceeded.

Operating temperature for the BTF 14-pins case with TEC is defined for internal temperature stabilization at Tst = 25°C that corresponds to thermistor resistance Rt = 10 kOhm.

LD4B-520-FP-55

ELECTRICAL-OPTICAL CHARACTERISTICS (T = 25 °C)

Parameter		MIN	TYP	MAX	Unit	Conditions
Optical power (CW)	P_{cw}	50	55		mW	CW, I_{op} = 200 mA, SM03.5
Optical power (CW)	P_{cw}	40	45		mW	CW, I_{op} = 200 mA, SMP03.5
Optical power (CW)	P_{cw}	80	100		mW	CW, I_{op} = 200 mA, FG050LGA
Mean wavelength	λ	510	520	530	nm	CW, I_{op} = 200 mA
Spectral width	Δλ		1	3	nm	CW, I_{op} = 200 mA
Threshold current	I_{th}		50	80	mA	
Slope efficiency	S_e	0.25	0.33		mW/mA	CW, SM03.5
Operating voltage	V_{op}		6.4	7.5	V	CW, I_{op} = 200 mA
Monitor current	I_m		0.15		mA	CW, V_r = 5 V, for reference only
Polarization extinction ratio	PER	17			dB	CW, SMP03.5

LD4B-520-FP-55

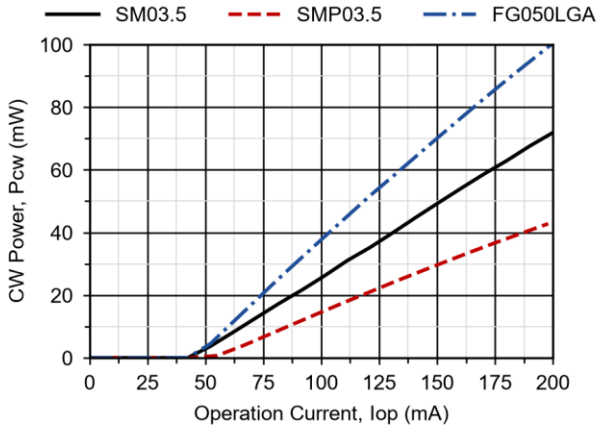

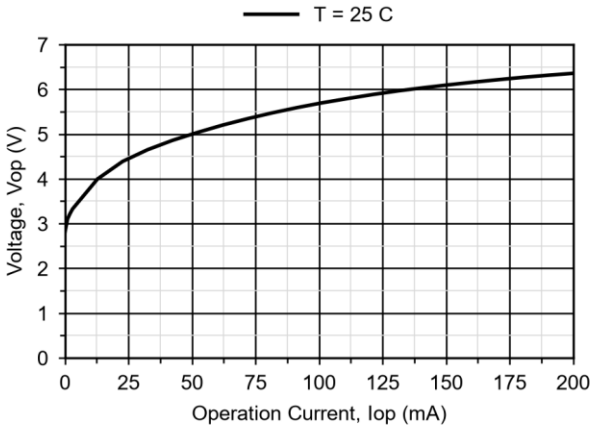

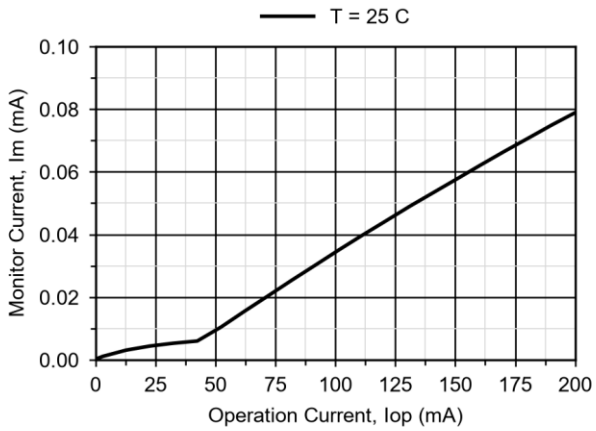

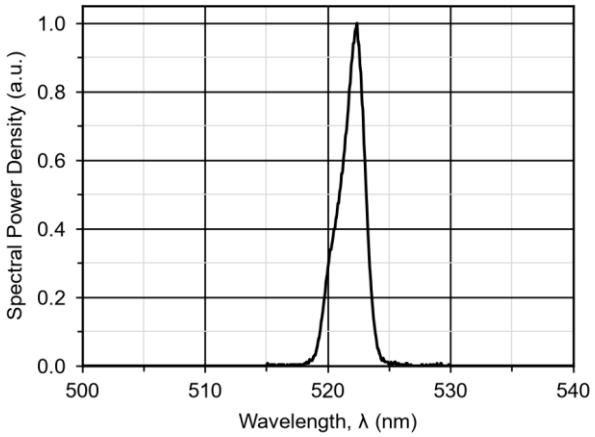

LD4B-520-FP-55



COAX

BACK VIEW

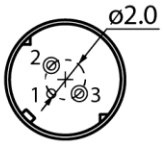

PINOUT
#3

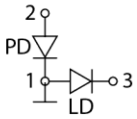

Download more information

Drawing | 3D model | Application Notes



COAXB

BACK VIEW

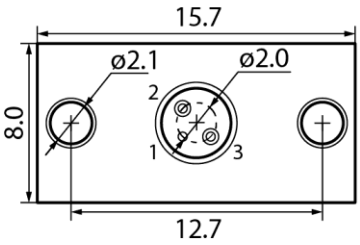

PINOUT
#3

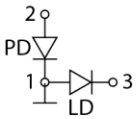

Download more information

Drawing | 3D model | Application Notes



Download more information

LD4B-520-FP-55

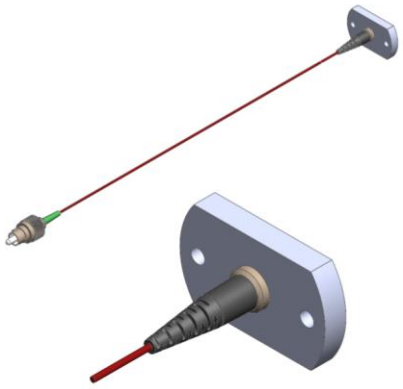

PACKAGE TH

BACK VIEW

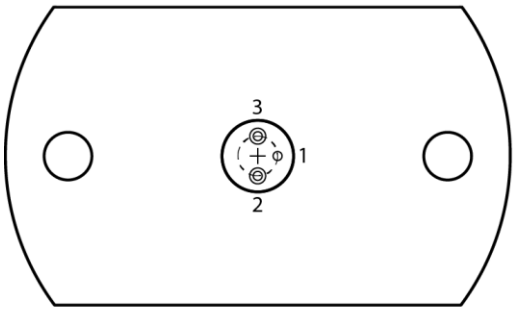

PINOUT
#3
Thorlabs Pin Code A

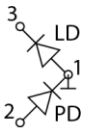

Compatible to Thorlabs
LDM9LP mount

Download more information

Drawing | 3D model | Application Notes



BTF

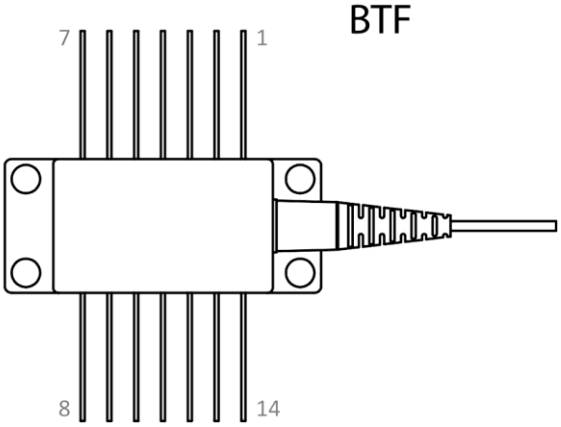

1. TEC+
2. Thermistor
3. NC
4. NC
5. Thermistor
6. NC
7. NC
8. NC
9. NC
10 LD/SLD Anode
11. LD/SLD Cathode
12. NC
13. Case Ground
14. TEC -

TEC HP: I_{max}=1.4A, U_{max}=3.9 V, Q_{max}=3.3 W,
AC R = 2.0 Ohm, ΔT_{max} = 69 K

Thermistor:
Rt=10*EXP(3600*{1/T[K]-1/298}) kOhm

Download more information

Drawing | 3D model | Application Notes

Characteristics, data, materials and structures specified in this datasheet are subject to change without notice. Please refer to the latest specification before use of the products.

Safety and handling cautions

1. Avoid smashing and burning of the module. Avoid storing and using the module in conditions where water, organic solvents or aggressive acids or bases may contact the module or where there is a possibility of exposure to corrosive gases, explosive gases, dust, salinity or other harsh conditions. The module should be disposed as special industrial waste.

2. Exceeding absolute maximum ratings even for a short time can cause permanent damage of the module.

3. The module is sensitive to and can be broken by ESD (static electricity).

Conflict Minerals Policy Statement

LD4B achieves business objectives and customer needs with social responsibility. We do not support or contribute to the violence and human rights violations associated with the mining of conflict minerals coming from Conflict Regions according to US "Dodd-Frank Act". When possible, our suppliers' conflict mineral statements are reviewed. We do not directly purchase Conflict Minerals from any source and do not knowingly procure any parts and products containing Conflict Minerals from Conflict Regions.

RoHS Compliance Statement

Restriction of Hazardous Substances (RoHS) directive (Directive 2011/65/EC amended with Directive (EU) 2015/863) is the directive aimed at reducing the harmful environmental impact of waste electrical equipment by restricting the use of known dangerous substances. Based on information received from our supply sources, LD4B hereby states that the banned substances listed in the RoHS directive are not found in the parts and materials used above the threshold level listed other than exceptions approved by the European Commission.

REACH Compliance Statement

Registration, Evaluation, Authorisation and Restriction of Chemicals (REACH) is a European Union regulation 1907/2006/EC that addresses the production and use of chemical substances, and their potential impacts on human health and the environment. Based on information received from our supply sources, LD4B hereby states compliance of the parts and materials used in manufacturing to REACH regulation. LD4B does not manufacture or import any substances or preparations as defined under REACH.